

COMPREHENSIVE INPATIENT REHABILITATION ANNUAL OUTCOME REPORT



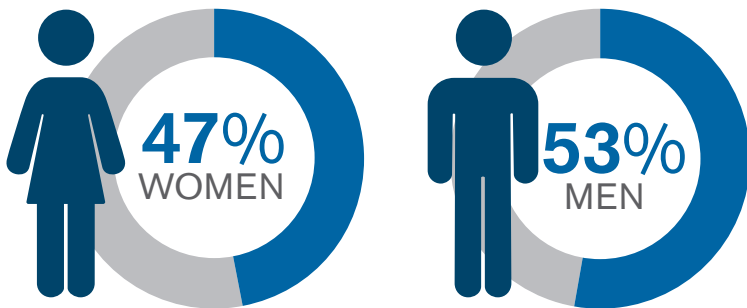
SERVICE DATES: October 1, 2022 through September 30, 2023

STRIVING FOR EXCELLENCE

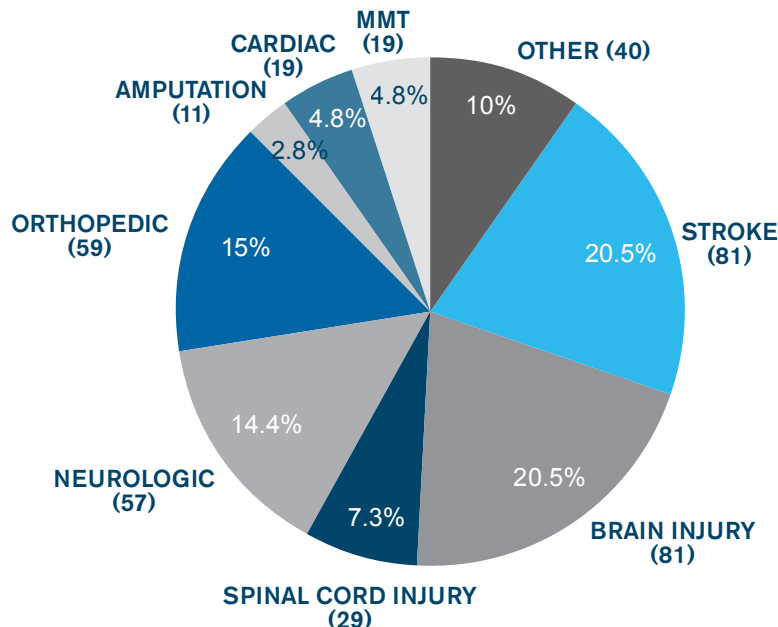
McLaren Bay Region's (MBR) inpatient rehabilitation unit is designed to address the unique needs of patients who are recovering from an injury, illness or surgery. Patients look to us for help in meeting their rehabilitation goals and returning home. Our specially trained rehabilitation staff provides an interdisciplinary team approach.

PERSONS SERVED

NUMBER SERVED **396** AVERAGE AGE **72**

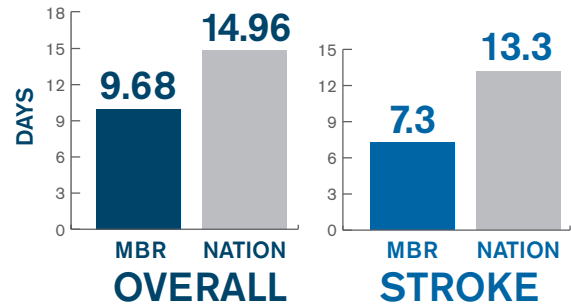


PATIENTS SERVED BY DIAGNOSIS



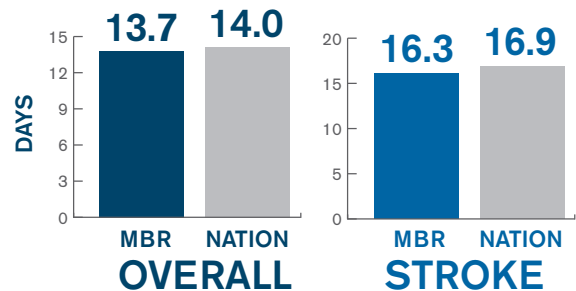
ONSET DAYS (lower is better)

The number of days from the time of diagnosis to entering rehabilitation. The sooner rehabilitation begins, the better the outcome.



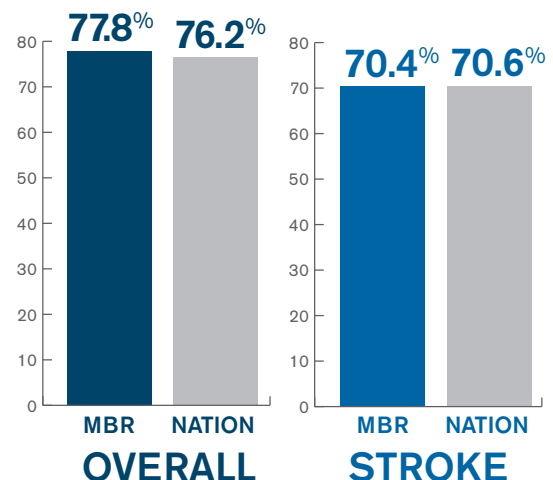
LENGTH OF STAY (lower is better)

The average number of days in rehabilitation.



DISCHARGE TO HOME OR COMMUNITY

Percentage of patients discharged directly home or to the community.

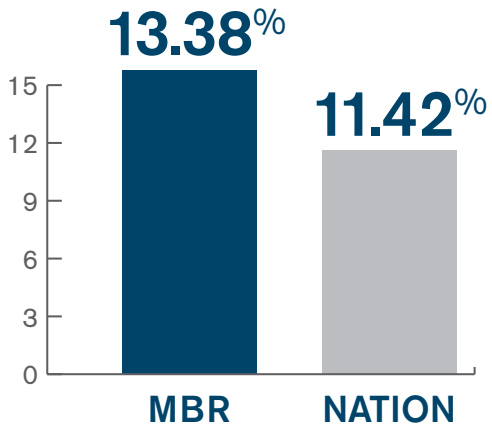


COMPREHENSIVE INPATIENT REHABILITATION ANNUAL OUTCOME REPORT

SERVICE DATES: October 1, 2022 through September 30, 2023

RETURN TO ACUTE CARE

Percentage of patients that have either a planned or unplanned medical event requiring return to the acute care hospital.




AVERAGE HOURS OF THERAPY PER DAY

McLaren Bay Region patients averaged 3.4 hours of therapy five out of seven days, exceeding Medicare-mandated minimums for inpatient programs.

3.4 HOURS A DAY **5 DAYS A WEEK**

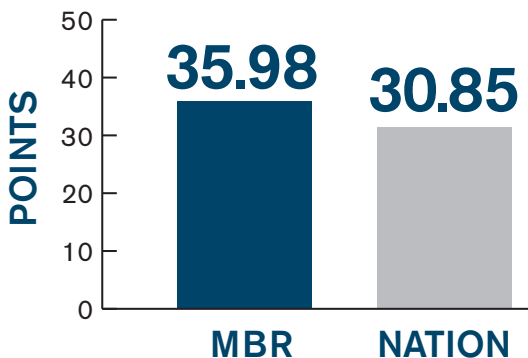
PATIENT SATISFACTION

For likely to recommend. Source: Patient Satisfaction



FUNCTIONAL IMPROVEMENT SCORE AT DISCHARGE

Higher number of points reflects a greater level of independence.



McLaren Bay Region
West Campus Inpatient Rehab
3250 East Midland Road
Bay City, MI 48706
(989) 667-6725

